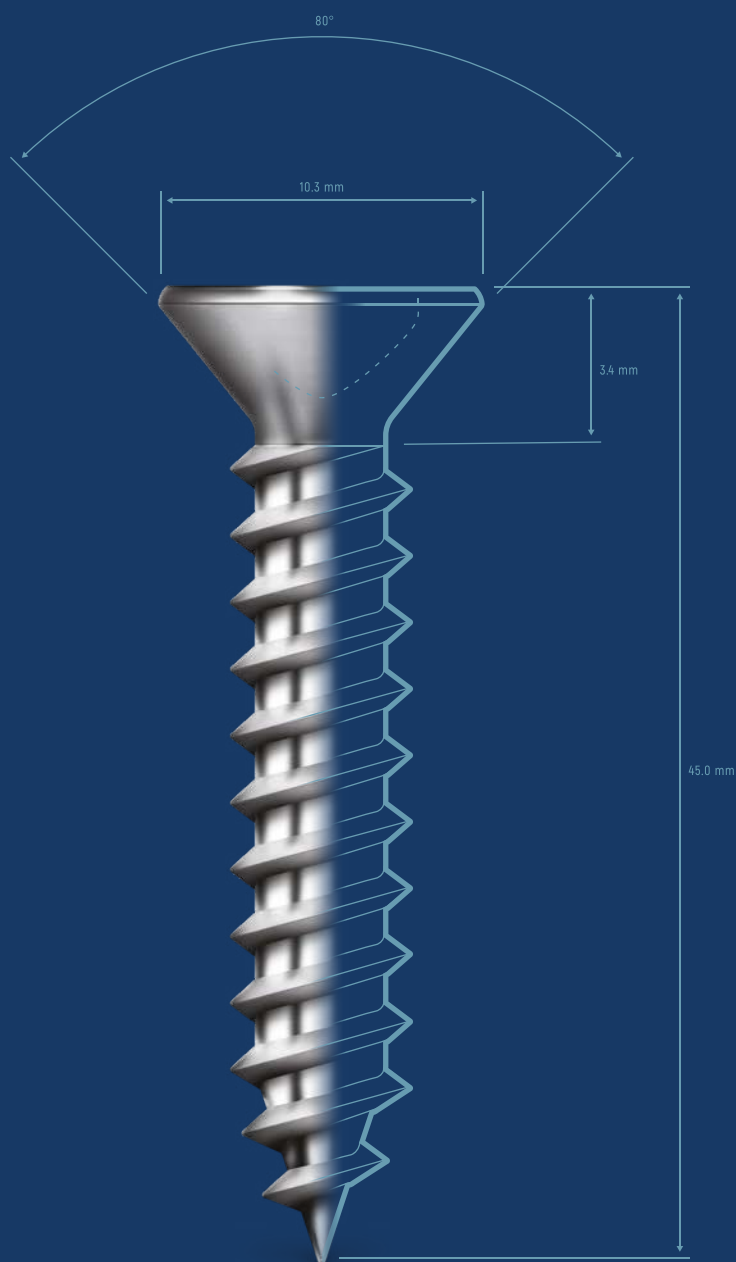


PATTA[®]



Screws

Our components, your key

Index

Collated Screws



05

Drywall Screws



07

Chipboard Screws



08

Self Tapping Screws



09

Stainless Steel Screws



14

Wood Screws



16

Machine Screws



19

Special Screws



20

Certifications




23

Packaging



25

* Technical data shown in the specification table is subject to change without prior notice as per continuous product development and improvement.





Grip Forever

Our Components, Your Key

PATTA[®]

Professional

provide expertise and know-how in fastener and construction hardware industry

Active

keep improving quality product and service to customers

Trustworthy

with 30-year experience under well-known "PATTA" brand name

Typical

provide unique fastener problem solving

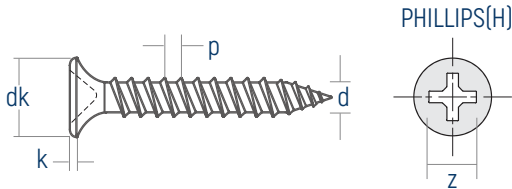
Ambitious

provide a series of activities to meet customers expectation

Drywall Screws

Bugle head phillips

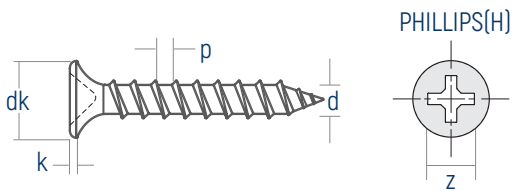
Twinfast thread



| d | dk (max) | k | z | p |
|------|----------|-----|------|------|
| M3.5 | 8-8.4 | 0.8 | No.2 | 1.49 |
| M3.9 | 8-8.4 | 0.8 | No.2 | 1.59 |
| M4.8 | 8.8-9.2 | 0.8 | No.2 | 2.12 |



Coarse thread



| d | dk (max) | k | z | p |
|------|----------|-----|------|------|
| M3.5 | 8-8.4 | 0.8 | No.2 | 2.82 |
| M3.9 | 8-8.4 | 0.8 | No.2 | 2.82 |
| M4.8 | 8.8-9.2 | 0.8 | No.2 | 3.18 |

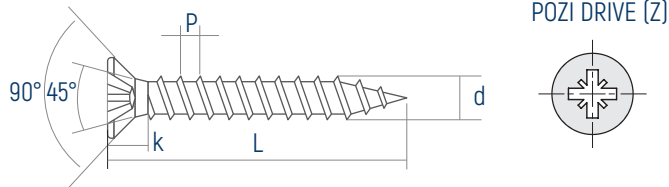


| Size | Length (mm) | Length (inch) | | |
|------------|-------------|---------------|--------------|-----------------------|
| #6 M3.5 | 25 | 1" | 50pcs / Belt | 20Belt(1000pcs) / Box |
| | 32 | 1-1/4" | 50pcs / Belt | 20Belt(1000pcs) / Box |
| | 38 | 1-1/2" | 50pcs / Belt | 20Belt(1000pcs) / Box |
| #7 M3.9 | 25 | 1" | 50pcs / Belt | 20Belt(1000pcs) / Box |
| | 38 | 1-1/2" | 50pcs / Belt | 20Belt(1000pcs) / Box |
| | 50 | 2" | 50pcs / Belt | 20Belt(1000pcs) / Box |
| #10 M4.8 | 50 | 2" | 50pcs / Belt | 20Belt(1000pcs) / Box |

Chipboard Screws

Flat head

Pozi Recess



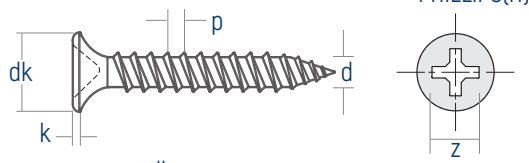
| d | dk (max) | k | x | p |
|------|-------------|------|---|------|
| M4 | 7.9 | 4.25 | 2 | 1.80 |
| M4.5 | 8.9 | 4.60 | 2 | 2.0 |
| M5 | 9.9 | 5.20 | 2 | 2.2 |
| M6 | 11.9 | 6.00 | 3 | 2.60 |

| Size | Length (mm) | Length (inch) | | |
|-------------|----------------|------------------|--------------|-----------------------|
| #9 M4.5 | 25 | #1" | 50pcs / Belt | 20Belt(1000pcs) / Box |
| | 30 | 1-3/16" | 50pcs / Belt | 20Belt(1000pcs) / Box |
| #13 M6.0 | 35 | 1-3/8" | 50pcs / Belt | 20Belt(1000pcs) / Box |
| | 45 | 1-3/4" | 50pcs / Belt | 20Belt(1000pcs) / Box |
| #13 M6.0 | 40 | 1-5/8" | 50pcs / Belt | 20Belt(1000pcs) / Box |
| | 50 | 2" | 50pcs / Belt | 20Belt(1000pcs) / Box |



Phillips Bugle Head

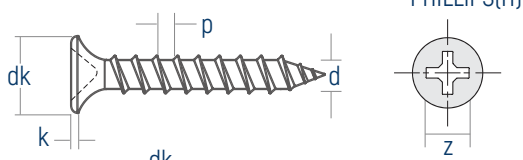
Twinfast thread



| d | dk (max) | k | z | p |
|------|----------|-----|------|------|
| M3.5 | 8-8.4 | 0.8 | No.2 | 1.49 |
| M3.9 | 8-8.4 | 0.8 | No.2 | 1.59 |
| M4.2 | 8-8.4 | 0.8 | No.2 | 1.69 |
| M4.8 | 8.8-9.2 | 0.8 | No.2 | 2.12 |



Coarse thread



| d | dk (max) | k | z | p |
|------|----------|-----|------|------|
| M3.5 | 8-8.4 | 0.8 | No.2 | 2.82 |
| M3.9 | 8-8.4 | 0.8 | No.2 | 2.82 |
| M4.2 | 8-8.4 | 0.8 | No.2 | 3.18 |
| M4.8 | 8.8-9.2 | 0.8 | No.2 | 3.18 |



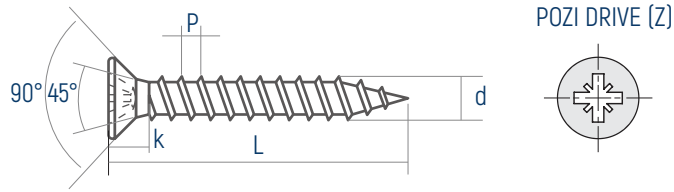
Size (mm)

| 3.5 _x | | 3.9 _x | | 4.2 _x | | 4.8 _x | |
|------------------|----|------------------|----|------------------|----|------------------|-----|
| | 19 | | 25 | | 32 | | 38 |
| | 25 | | 32 | | 38 | | 50 |
| | 28 | | 35 | | 50 | | 75 |
| | 32 | | 38 | | 63 | | 90 |
| | 35 | | 41 | | 75 | | 100 |
| | 38 | | 45 | | 80 | | 110 |
| | 41 | | 50 | | 90 | | |

Size (inch)

| #6 _x | | #7 _x | | #8 _x | | #10 _x | |
|-----------------|--------|-----------------|--------|-----------------|---------|------------------|---------|
| | 3/4" | | 1" | | 1-1/4" | | 1-1/2" |
| | 1" | | 1-1/4" | | 1-1/2" | | 2" |
| | 1-1/8" | | 1-3/8" | | 2" | | 3" |
| | 1-1/4" | | 1-1/2" | | 2-1/2" | | 3-1/2" |
| | 1-3/8" | | 1-5/8" | | 3" | | 4" |
| | 1-1/2" | | 1-3/4" | | 3-5/32" | | 4-5/16" |
| | 1-5/8" | | 2" | | 3-1/2" | | |

Pozi Recess Double Countersunk Head

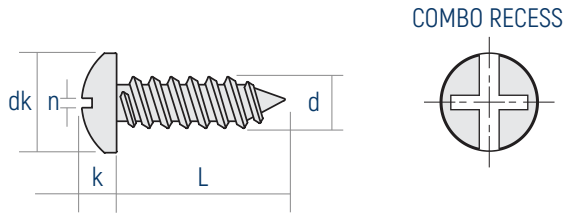


| d | dk (max) | k | z | p |
|------|-------------|------|---|------|
| M3 | 5.9 | 3.20 | 1 | 1.35 |
| M3.5 | 6.9 | 3.60 | 2 | 1.60 |
| M4 | 7.9 | 4.25 | 2 | 1.80 |
| M4.5 | 8.9 | 4.60 | 2 | 2.10 |
| M5 | 9.9 | 5.20 | 2 | 2.20 |
| M6 | 11.9 | 6.00 | 3 | 2.60 |



| Size (mm) | | | | | | | | | |
|------------------|----|------------------|----|------------------|----|------------------|----|------------------|-----|
| | 12 | | 12 | | 16 | | 25 | | 25 |
| | 16 | | 16 | | 20 | | 30 | | 30 |
| | 18 | | 20 | | 25 | | 35 | | 35 |
| | 20 | | 25 | | 30 | | 40 | | 40 |
| | 25 | | 30 | | 35 | | 45 | | 45 |
| 3.0 _x | 30 | 3.5 _x | 35 | 4.0 _x | 40 | 5.0 _x | 50 | 6.0 _x | 50 |
| | 35 | | 40 | | 50 | | 60 | | 60 |
| | 40 | | 45 | | 60 | | 70 | | 70 |
| | — | | 50 | | 70 | | 80 | | 80 |
| | — | | — | | 80 | | — | | 90 |
| | — | | — | | — | | — | | 100 |
| | | | | | | | | | 110 |

DIN 7981 Tapping Screw Pan Head



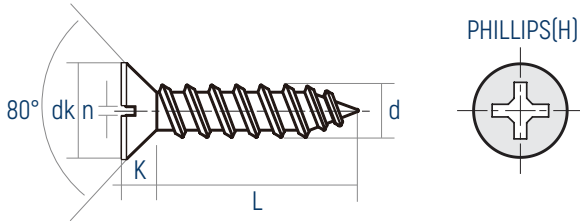
| d | dk (max) | k | n (min) |
|------|----------|-------------|---------|
| M2.9 | 5.6 | 1.50 - 1.75 | 0.86 |
| M3.5 | 6.9 | 1.85 - 2.10 | 1.06 |
| M3.9 | 7.5 | 2.00 - 2.25 | 1.06 |
| M4.2 | 8.2 | 2.15 - 2.45 | 1.26 |
| M4.8 | 9.5 | 2.50 - 2.80 | 1.26 |
| M5.5 | 10.8 | 2.85 - 3.20 | 1.66 |
| M6.3 | 12.5 | 3.30 - 3.65 | 1.66 |

| Size (mm) | | | | | | | | | | | | |
|------------------------|-----|------------------------|-----|------------------------|-----|------------------------|----|------------------------|----|------------------------|------------------------|----|
| | 6.5 | 9.5 | 9.5 | 9.5 | 9.5 | 9.5 | 16 | 19 | | | | |
| | 9.5 | 13 | 13 | 13 | 13 | 13 | 19 | 25 | | | | |
| | 13 | 16 | 16 | 16 | 16 | 16 | 25 | 32 | | | | |
| 2.9_x | 16 | 3.5_x | 19 | 3.9_x | 19 | 4.2_x | 19 | 4.8_x | 19 | 5.5_x | 6.3_x | 38 |
| | 19 | | 25 | | 25 | | 25 | | 25 | | | 45 |
| | — | — | — | — | 32 | — | 32 | — | 32 | — | — | 50 |
| | | | | | | | 38 | | 38 | | | 75 |

| Size (inch) | | | | | | | | | | | | |
|-----------------------|------|-----------------------|------|-----------------------|--------|-----------------------|--------|------------------------|--------|------------------------|------------------------|--------|
| | 1/4" | 3/8" | 3/8" | 3/8" | 3/8" | 3/8" | 5/8" | 3/4" | | | | |
| | 3/8" | 1/2" | 1/2" | 1/2" | 1/2" | 1/2" | 3/4" | 1" | | | | |
| | 1/2" | 5/8" | 5/8" | 5/8" | 5/8" | 5/8" | 1" | 1-1/4" | | | | |
| #4_x | 5/8" | #6_x | 3/4" | #7_x | 3/4" | #8_x | 3/4" | #10_x | 3/4" | #12_x | #14_x | 1-1/2" |
| | 3/4" | | 1" | | 1" | | 1" | | 1" | | | 1-3/4" |
| | — | — | — | — | 1-1/4" | — | 1-1/4" | — | 1-1/4" | — | — | 2" |
| | | | | | | | 1-1/2" | | 1-1/2" | | | 3" |

DIN 7982 Tapping Screw

Flat Head



| d | dk (max) | k | H |
|------|---------------|-----|---|
| M2.9 | 2.20 - 5.50 | 1.7 | 1 |
| M3.5 | 6.44 - 6.80 | 2.1 | 2 |
| M3.9 | 7.14 - 7.50 | 2.3 | 2 |
| M4.2 | 7.74 - 8.10 | 2.5 | 2 |
| M4.8 | 9.14 - 9.50 | 3.0 | 2 |
| M5.5 | 10.37 - 10.80 | 3.4 | 3 |
| M6.3 | 11.97 - 12.40 | 3.8 | 3 |

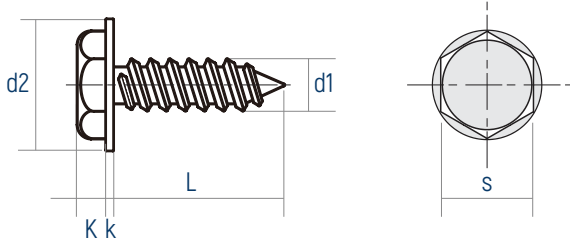
Size
(mm)

| | | | | | | | |
|------------------------|------------------------|------------------------|------------------------|------------------------|------------------------|------------------------|----|
| | 6.5 | 9.5 | 9.5 | 9.5 | 9.5 | 16 | 19 |
| | 9.5 | 13 | 13 | 13 | 13 | 19 | 25 |
| | 13 | 16 | 16 | 16 | 16 | 25 | 32 |
| 2.9_x | 3.5_x | 3.9_x | 4.2_x | 4.8_x | 5.5_x | 6.3_x | |
| | 16 | 19 | 19 | 19 | 19 | 32 | 38 |
| | 19 | 25 | 25 | 25 | 25 | 38 | 45 |
| | — | — | — | 32 | 32 | 45 | 50 |
| | | | | | 38 | 50 | 75 |

Size
(inch)

| | | | | | | | |
|-----------------------|-----------------------|-----------------------|-----------------------|------------------------|------------------------|------------------------|--------|
| | 1/4" | 3/8" | 3/8" | 3/8" | 3/8" | 5/8" | 3/4" |
| | 3/8" | 1/2" | 1/2" | 1/2" | 1/2" | 3/4" | 1" |
| | 1/2" | 5/8" | 5/8" | 5/8" | 5/8" | 1" | 1-1/4" |
| #4_x | #6_x | #7_x | #8_x | #10_x | #12_x | #14_x | |
| | 5/8" | 3/4" | 3/4" | 3/4" | 3/4" | 1-1/4" | 1-1/2" |
| | 3/4" | 1" | 1" | 1" | 1" | 1-1/2" | 1-3/4" |
| | — | — | — | 1-1/4" | 1-1/4" | 1-3/4" | 2" |
| | | | | | 1-1/2" | 2" | 3" |

Tapping Screw Hex Washer Head

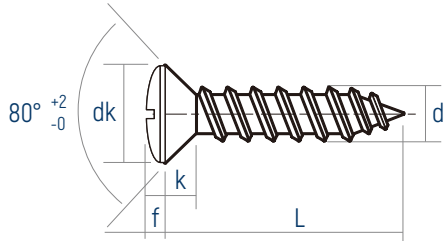


| d | d2 | k | K | s (max) |
|------|-----------|-----|-----------|------------|
| M4.8 | 9.8-10.5 | 0.9 | 4.15-4.45 | 8 |
| M5.5 | 10.0-11.0 | 1.0 | 5.15-5.45 | 8 |
| M6.3 | 12.2-13.2 | 1.0 | 6.15-6.45 | 10 |

| Size (mm) | | Size (inch) | | | | | | | | | |
|------------------------|----|------------------------|----|------------------------|------|------------------------|--------|------------------------|--------|------------------------|--------|
| | 13 | 16 | 19 | 1/2" | 5/8" | 3/4" | | | | | |
| | 16 | 19 | 25 | 5/8" | 3/4" | 1" | | | | | |
| | 19 | 25 | 32 | 3/4" | 1" | 1-1/4" | | | | | |
| 4.8_x | 25 | 5.5_x | 32 | 6.3_x | 38 | #10_x | 1" | #12_x | 1-1/4" | #14_x | 1-1/2" |
| | 32 | | 38 | | 45 | | 1-1/4" | | 1-1/2" | | 1-3/4" |
| | 38 | | 45 | | 50 | | 1-1/2" | | 1-3/4" | | 2" |
| | | | 50 | | 75 | | | | 2" | | 3" |

DIN 7983 Tapping Screw

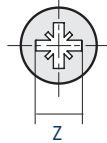
Oval Head [Phillips or Pozi Recess]



PHILLIPS(H)



POZI DRIVE(Z)



| d | dk (max) | k | f | z |
|------|-------------|-----|-----|---|
| M2.9 | 5.20-5.50 | 1.7 | 0.9 | 1 |
| M3.5 | 6.44-6.80 | 2.1 | 1.2 | 2 |
| M3.9 | 7.14-7.50 | 2.3 | 1.3 | 2 |
| M4.2 | 7.74-8.10 | 2.5 | 1.4 | 2 |
| M4.8 | 9.14-9.50 | 3.0 | 1.5 | 2 |
| M5.5 | 10.37-10.80 | 3.4 | 1.7 | 3 |
| M6.3 | 11.97-12.40 | 3.8 | 2.0 | 3 |

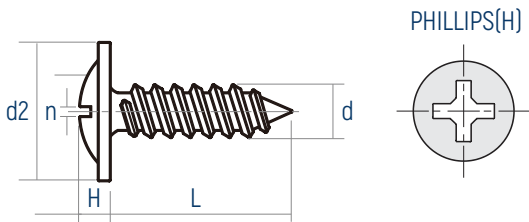
Size
(mm)

| | | | | | | | |
|------------------------|------------------------|------------------------|------------------------|------------------------|------------------------|------------------------|----|
| | 6.5 | 9.5 | 9.5 | 9.5 | 9.5 | 16 | 19 |
| | 9.5 | 13 | 13 | 13 | 13 | 19 | 25 |
| | 13 | 16 | 16 | 16 | 16 | 25 | 32 |
| 2.9_x | 3.5_x | 3.9_x | 4.2_x | 4.8_x | 5.5_x | 6.3_x | |
| | 16 | 19 | 19 | 19 | 19 | 32 | 38 |
| | 19 | 25 | 25 | 25 | 25 | 38 | 45 |
| | — | — | — | 32 | 32 | 45 | 50 |
| | | | | | 38 | 50 | 75 |

Size
(inch)

| | | | | | | | |
|-----------------------|-----------------------|-----------------------|-----------------------|------------------------|------------------------|------------------------|--------|
| | 1/4" | 3/8" | 3/8" | 3/8" | 3/8" | 5/8" | 3/4" |
| | 3/8" | 1/2" | 1/2" | 1/2" | 1/2" | 3/4" | 1" |
| | 1/2" | 5/8" | 5/8" | 5/8" | 5/8" | 1" | 1-1/4" |
| #4_x | #6_x | #7_x | #8_x | #10_x | #12_x | #14_x | |
| | 5/8" | 3/4" | 3/4" | 3/4" | 3/4" | 1-1/4" | 1-1/2" |
| | 3/4" | 1" | 1" | 1" | 1" | 1-1/2" | 1-3/4" |
| | — | — | — | 1-1/4" | 1-1/4" | 1-3/4" | 2" |
| | | | | | 1-1/2" | 2" | 3" |

Phillips Truss Head



| d | d2 (max) | h | n (max) |
|------|-------------|-----|------------|
| M4.2 | 11.5 | 2.6 | 2 |
| M4.8 | 11.5 | 2.6 | 2 |

Truss head



Button head



| Size (mm) | | Size (inch) | | | | | |
|--------------|----|----------------|----|------|--------|-------|--------|
| 4.2 x | 13 | 4.8 x | 19 | #8 x | 1/2" | #10 x | 3/4" |
| | 16 | | 25 | | 5/8" | | 1" |
| | 19 | | 32 | | 3/4" | | 1-1/4" |
| | 25 | | 38 | | 1" | | 1-1/2" |
| | 32 | | - | | 1-1/4" | | - |
| | 38 | | - | | 1-1/2" | | - |

Hex Washer Head



| Size (mm) | | | Size (inch) | | | Size (inch) |
|-----------|----|-------|-------------|-------|--------|-------------|
| | 16 | | 16 | | 5/8" | 5/8" |
| | 19 | | 19 | | 3/4" | 3/4" |
| | 25 | | 25 | | 1" | 1" |
| | 32 | | 32 | | 1-1/4" | 1-1/4" |
| 5.5 x | 38 | 6.3 x | 38 | #12 x | 1-1/2" | #14 x |
| | 50 | | 45 | | 2" | 1-3/4" |
| | 63 | | 50 | | 2-1/2" | 2" |
| | 75 | | 63 | | 3" | 2-1/2" |
| | 90 | | 75 | | 3-1/2" | 3" |

Square
Tapping Screw



Slot
DIN 7972 Flat Head



Phillips or Pozi Recess
DIN 7982 Flat Head



Phillips or Pozi Recess
DIN 7983 Oval Head



Phillips or Pozi Recess
DIN 7981 Pan Head



Phillips or Pozi Recess
DIN 7971 Oval Head



Size
(mm)

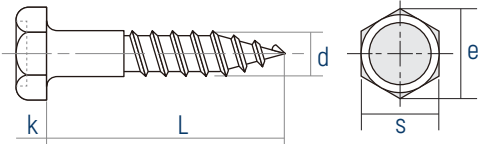
| | | | | | | | | |
|--------------|--------------|--------------|--------------|--------------|--------------|--------------|----|----|
| | 6.5 | 9.5 | 9.5 | 9.5 | 9.5 | 9.5 | 16 | 19 |
| | 9.5 | 13 | 13 | 13 | 13 | 13 | 19 | 25 |
| | 13 | 16 | 16 | 16 | 16 | 16 | 25 | 32 |
| 2.9 x | 3.5 x | 3.9 x | 4.2 x | 4.8 x | 5.5 x | 6.3 x | | |
| | 16 | 19 | 19 | 19 | 19 | 19 | 25 | 32 |
| | 19 | 25 | 25 | 25 | 25 | 25 | 38 | 45 |
| | — | — | — | 32 | 32 | 32 | 45 | 50 |
| | | | | | 38 | 38 | 50 | |

Size
(inch)

| | | | | | | | | |
|-------------|-------------|-------------|-------------|--------------|--------------|--------------|--------|--------|
| | 1/4" | 3/8" | 3/8" | 3/8" | 3/8" | 3/8" | 5/8" | 3/4" |
| | 3/8" | 1/2" | 1/2" | 1/2" | 1/2" | 1/2" | 3/4" | 1" |
| | 1/2" | 5/8" | 5/8" | 5/8" | 5/8" | 5/8" | 1" | 1-1/4" |
| #4 x | #6 x | #7 x | #8 x | #10 x | #12 x | #14 x | | |
| | 5/8" | 3/4" | 3/4" | 3/4" | 3/4" | 3/4" | 1-1/4" | 1-1/2" |
| | 3/4" | 1" | 1" | 1" | 1" | 1" | 1-1/2" | 1-3/4" |
| | — | — | — | 1-1/4" | 1-1/4" | 1-1/4" | 1-3/4" | 2" |
| | | | | | 1-1/2" | 1-1/2" | 2" | 3" |

DIN 571 Wood Screw

Hexagon Head



| d | dk | k | n |
|-----|-----------|-------------|-------|
| M6 | 3.36-4.38 | 9.647-10.00 | 10.89 |
| M8 | 5.13-5.88 | 12.57-13.00 | 14.20 |
| M10 | 6.55-7.45 | 16.57-17.00 | 18.72 |

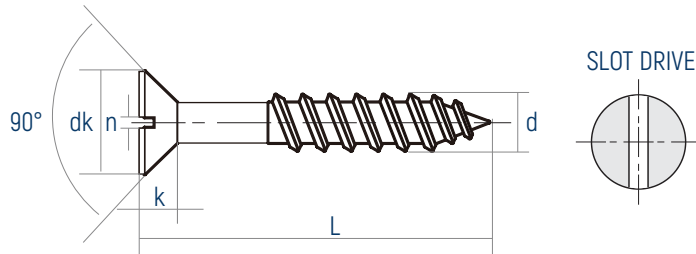
| Size (mm) | | | | | | | | | |
|--------------|----|------|----|------|-----|-------|----|-------|-----|
| | 20 | | 25 | | 70 | | 30 | | 75 |
| | 25 | | 30 | | 75 | | 35 | | 80 |
| | 30 | | 35 | | 80 | | 40 | | 90 |
| | 35 | | 40 | | 90 | | 45 | | 100 |
| M6 x | 40 | M8 x | 45 | M8 x | 100 | M10 x | 50 | M10 x | 120 |
| | 45 | | 50 | | — | | 55 | | 140 |
| | 50 | | 55 | | — | | 60 | | — |
| | 55 | | 60 | | — | | 65 | | — |
| | 60 | | 65 | | — | | 70 | | — |

| Size (inch) | | | | | | | | | |
|----------------|---------|--------|---------|--------|---------|-------|---------|-------|--------|
| | 3/4" | | 1" | | 2-3/4" | | 1-3/16" | | 3" |
| | 1" | | 1-3/16" | | 3" | | 1-3/8" | | 3/52" |
| | 1-3/16" | | 1-3/8" | | 3-3/52" | | 1-5/8" | | 3-1/2" |
| | 1-3/8" | | 1-5/8" | | 3-1/2" | | 1-3/4" | | 4" |
| 1/4 x | 1-5/8" | 5/16 x | 1-3/4" | 5/16 x | 4" | 3/8 x | 2" | 3/8 x | 4-3/4" |
| | 1-3/4" | | 2" | | — | | 2-3/16" | | 5-1/2" |
| | 2" | | 2-3/16" | | — | | 2-3/8" | | — |
| | 2-3/16" | | 2-3/8" | | — | | 2-1/2" | | — |
| | 2-3/8" | | 2-1/2" | | — | | 2-3/4" | | — |

Slotted Flat Head

DIN 97 Wood Screw

Black Oxide/ Zinc



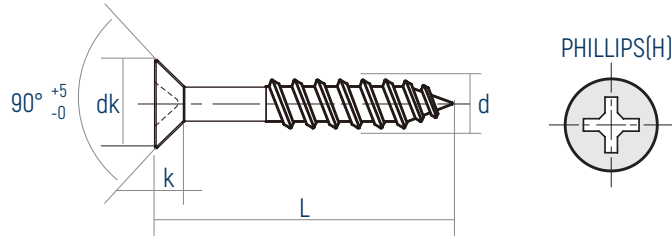
| d | dk | k | n |
|----|---------------|-----|-------------|
| M4 | 7.05 - 7.95 | 2.2 | 1.06 - 1.20 |
| M5 | 8.75 - 9.65 | 2.5 | 1.26 - 1.51 |
| M6 | 10.45 - 11.55 | 3.0 | 1.66 - 1.91 |

| Size (mm) | | Size (inch) | | | | | | | | | |
|-----------------|----|-----------------|----|-----------------|---------|-----------------|--------|------------------|---------|------------------|---------|
| | 16 | 16 | 25 | 5/8" | 5/8" | 1" | | | | | |
| | 20 | 20 | 30 | 3/4" | 3/4" | 1-3/16" | | | | | |
| | 25 | 25 | 35 | 1" | 1" | 1-3/8" | | | | | |
| | 30 | 30 | 40 | 1-3/16" | 1-3/16" | 1-5/8" | | | | | |
| | 35 | 35 | 45 | 1-3/8" | 1-3/8" | 1-3/4" | | | | | |
| M4 _x | 40 | M5 _x | 40 | M6 _x | 50 | #8 _x | 1-5/8" | #10 _x | 1-5/8" | #12 _x | 2" |
| | 45 | | 45 | | 60 | | 1-3/4" | | 1-3/4" | | 2-3/8" |
| | 50 | | 50 | | 70 | | 2" | | 2" | | 2-3/4" |
| | 60 | | 60 | | 80 | | 2-3/8" | | 2-3/8" | | 3-3/52" |
| | — | | 70 | | 90 | | — | | 2-3/4" | | 3-1/2" |
| | | | 80 | | | | | | 3-3/52" | | |

Phillips Flat Head

DIN 7997 Wood Screw

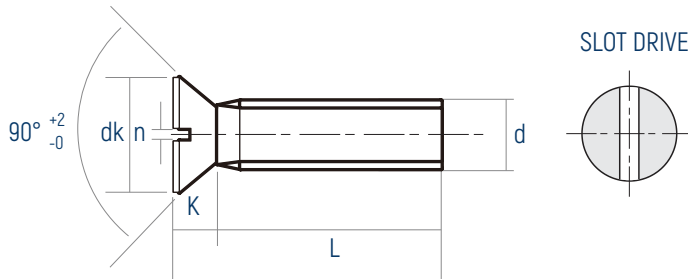
Black Oxide/ Zinc



| d | dk | k | Gagin Depth | n |
|----|---------------|-----|-------------|-------|
| M4 | 7.05 - 7.95 | 2.2 | 1.85 - 2.31 | No. 2 |
| M5 | 8.75 - 9.65 | 2.5 | 2.64 - 3.10 | No. 2 |
| M6 | 10.45 - 11.55 | 3.0 | 2.72 - 3.18 | No. 3 |

| Size (mm) | | | | Size (inch) | | | | | | | |
|-----------------------|----|-----------------------|----|-----------------------|---------|-----------------------|---------|------------------------|---------|------------------------|---------|
| | 16 | | 16 | | 5/8" | | 5/8" | | 1" | | |
| | 20 | | 20 | | 3/4" | | 3/4" | | 1-3/16" | | |
| | 25 | | 25 | | 1" | | 1" | | 1-3/8" | | |
| | 30 | | 30 | | 1-3/16" | | 1-3/16" | | 1-5/8" | | |
| | 35 | | 35 | | 1-3/8" | | 1-3/8" | | 1-3/4" | | |
| M4_x | 40 | M5_x | 40 | M6_x | 50 | #8_x | 1-5/8" | #10_x | 1-5/8" | #12_x | 2" |
| | 45 | | 45 | | 60 | | 1-3/4" | | 1-3/4" | | 2-3/8" |
| | 50 | | 50 | | 70 | | 2" | | 2" | | 2-3/4" |
| | 60 | | 60 | | 80 | | 2-3/8" | | 2-3/8" | | 3-3/52" |
| | — | | 70 | | 90 | | — | | 2-3/4" | | 3-1/2" |
| | | | 80 | | | | | | 3-3/52" | | |

Slotted Flat Head

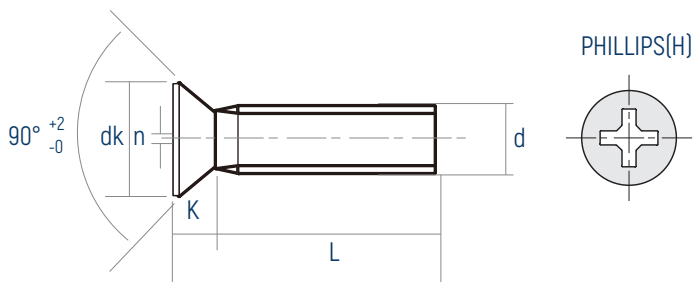


| d | L | dK | n | k |
|------|----------|-----|-------------|------|
| M3.5 | 13 - 100 | 6.5 | 0.86 - 1.00 | 1.93 |
| M4.0 | 13 - 100 | 7.5 | 1.06 - 1.20 | 2.20 |

ISO : 2009
DIN : 963

ANSI : B18.6.7M
BS : 4183
NFE : 25 - 123

Phillips Flat Head



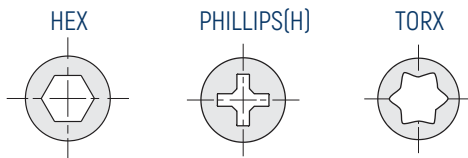
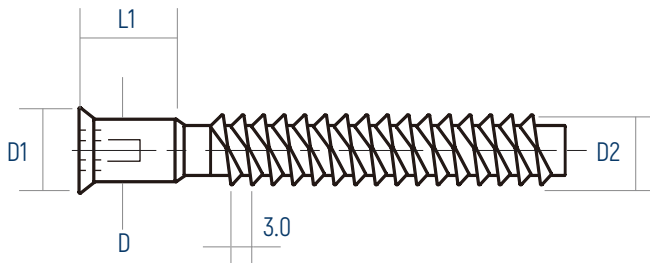
| d | L | dK | k (max) |
|----|---------|-----|------------|
| M4 | 13 - 60 | 7.5 | 2.2 |
| M5 | 13 - 60 | 9.2 | 2.5 |

ISO : 7046 - 1
DIN : 965

ANSI : B18.6.7M
BS : 450
NFE : 25 - 119

Hex, Phillips or Torx Recess

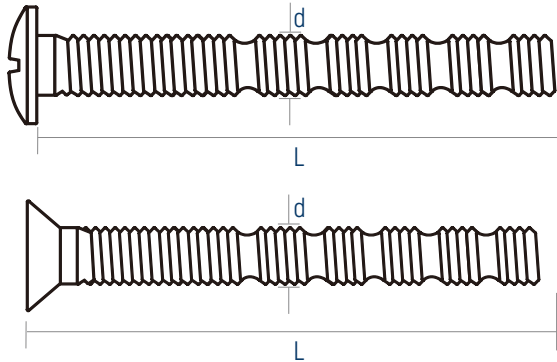
Confirmat Screw



| d | L | L1 | D1 | D2 |
|-----|----|-------|----------|---------|
| 6.3 | 40 | 10-12 | 9.5-10.5 | 6.0-6.4 |
| 6.3 | 50 | 10-12 | 9.5-10.5 | 6.0-6.4 |
| 7.0 | 40 | 10-12 | 9.5-10.5 | 6.7-7.1 |
| 7.0 | 50 | 10-12 | 9.5-10.5 | |
| 7.0 | 60 | 10-12 | 9.5-10.5 | |
| 7.0 | 70 | 10-12 | 9.5-10.5 | |

Chipboard Thread pitch 3.0
Standard deep thread pitch 2.6

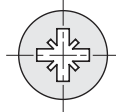
Break Machine Screw



PHILLIPS(H)



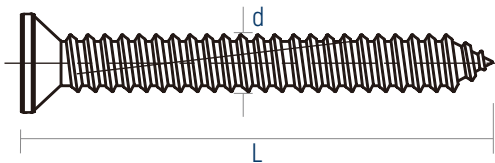
POZI DRIVE(Z)



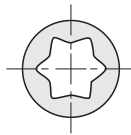
| Hand Style | d (m/m) | L | d (inch) | L |
|------------|------------|---------|-------------|-------------|
| Teuss | M4 | 45 - 75 | #8 | 1-3/4" - 3" |
| Falt | M4 | 45 - 75 | #8 | 1-3/4" - 3" |

Concrete Screw

Flat Torx Head
Hi-Lo Thread

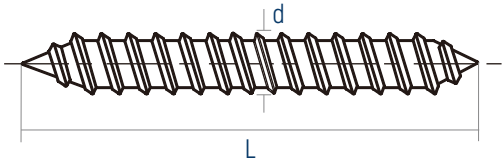


TORX



| Size (mm) | d x L |
|--------------|---------|
| 7.5x60 | 7.5x72 |
| 7.5x92 | 7.5x112 |
| 7.5x132 | 7.5x152 |
| 7.5x182 | 7.5x212 |

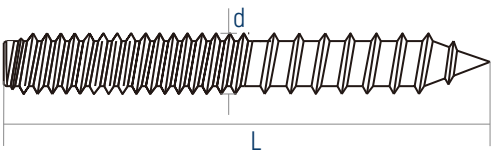
Dowel Screws



| d | L |
|-----|----------|
| M4 | 25 - 70 |
| M5 | 25 - 70 |
| M6 | 25 - 100 |
| M8 | 25 - 100 |
| M10 | 25 - 100 |



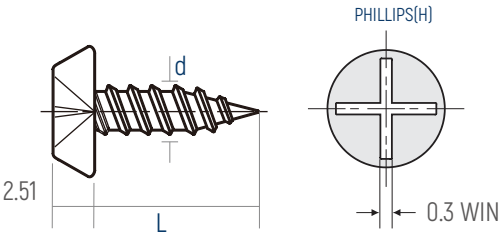
Hanger Bolt



| d | L | pitch |
|-----|----------|-------|
| M4 | 25 - 70 | 0.7 |
| M5 | 25 - 70 | 0.8 |
| M6 | 25 - 100 | 1.0 |
| M8 | 25 - 100 | 1.25 |
| M10 | 25 - 100 | 1.5 |



Phillips Drive Pan Framing Screw



| d (m/m) | L | d (inch) | L |
|---------|----|----------|---------|
| M3.5 | 11 | #6 | 7 / 16" |
| M3.9 | 11 | #7 | 7 / 16" |



Certifications

Quality assurance is our promise to every customer

ISO 9001



ISO 9001



ISO 14001



PATTA

New Packaging





CAT ID : STS-202211

PATTA International Limited

16F No.110, San Duo 4th Rd, Kaohsiung 80247, Taiwan

T 886 7 3362278 | F 886 7 3369577 | E info@patta.com

www.patta.com

PATTA[®]

